




RESTO ROOF TILE PAINT

ROOF TILE PAINT FOR TILE & SLATES

Before



After



TILE RENOVATION COATING

Safe water-based thermal coating, reduces CO2 emissions, benefits the environment, contains Ceramic Spheres which help improve the insulative properties of the roof, eco-friendly.

DESCRIPTION

A high quality water based Acrylic coating, designed as a long lasting external decorative and protective finish for concrete and fibre cement roof tiles. The coating has excellent durability and colour properties which bring life back into the roof tiles.

USES

Suitable for use on exterior concrete and fibre cement roof tiles. Excellent adhesion to porous surfaces.

► Can be brush or spray applied.

Not to be used on painted surfaces or high density/low suction substrates such as glazed brick, glazed tiles, engineering bricks, clay and sand dressed clay tiles.


OUR COLOURS




Terracotta



Tile Red




Autumn
Brown



Tile
Brown



Sage
Green



Country
Green



Grey
Stone



Slate
Grey

Now also available in Black

PACK SIZE

5 Litre or 20 Litre

SURFACE FINISH

Matt



SPREADING RATE

The coverage depends on the texture and porosity of the tile surface after power washing and repair.

► Apply 2 even coats at an overall coverage of 2.5 square metres per litre.

Spray recommendation - can be airless sprayed - consult manufacturer for further details.

DRYING TIME

Dry to Touch in 1 Hour.

The second coat then may be applied 4-6 hours after the first coat has dried.

SHELF LIFE

Up to 12 months if stored correctly in an unopened container. Store above 5°C.

SURFACE PREPARATION

The roof area must be thoroughly cleaned, prior to application of the coating in order to remove accumulated dirt, debris, bird faeces, moss, lichen, fungus and all other detritus materials.

The area to be coated must be pressure washed to remove all substrate contaminants. Care must be taken not to damage the roof structure, whilst pressure washing. Replace any damaged tiles prior to coating.

Makes roof tiles look like new again - simple, quick and cost effective.

WWW.RESTOROOF.CO.UK



APPLICATION OF FUNGICIDAL WASH

- ▶ The fungicidal wash solution is best applied by brush, to allow a thorough substrate penetration.
- ▶ After application the roof should be allowed to dry completely and then inspected to ensure a uniform substrate coverage and that there is no water trapped in the joints between the tiles.

(See Fungicidal Wash Solution product data sheet)

APPLICATION OF ROOF TILE PAINT

- ▶ All tile coating work should be carried out in dry conditions and without the forecast of precipitation or frost, within 6 hours of applying the coat.
- ▶ No coating should be carried out in times of condensation conditions or when the relative humidity exceeds 90%.
- ▶ No coating should be carried out when the substrate temperature is below 5°C or above 35°C.
- ▶ The maximum permissible moisture content of the substrate is 21%.
- ▶ If possible do not apply the coating when the roof tiles are very hot, in order that premature surface drying and poor substrate wetting does not occur.
- ▶ When dry after a minimum of 4-6 hours drying the second coat of material may be applied
- ▶ Roof tile paint should be applied as supplied - if thinning is required use water.



EQUIPMENT AND CLEANING

Clean all equipment immediately with water after use.

PRECAUTIONS

- ▶ Keep out of reach of children.
- ▶ In case of contact with eyes wash immediately with plenty of water.
- ▶ Remove splashes from skin with soap and water or a recognised hand cleaner.
- ▶ When storing, protect from frost.
- ▶ Do not apply paint if there is risk of heavy rain or frost.
- ▶ Do not use near fishponds.

SAFETY

Good working practice should be followed and safety/walking boards should be utilised where required.

The specification and coverage rates are given in good faith and are based on our experience and knowledge but without liability.

As Resto Coatings has no direct control over the methods employed by the user in applying its products, any warranty either written or implied is given in good faith and can only cover the material itself.

If in doubt regarding any of the above points, please contact our technical services department for advice.

A Material Safety Data Sheet is available on request or you can download it at www.restorooft.co.uk

For technical reasons connected with colour reproduction and paint manufacture, the colours shown on this sheet may not exactly match the paint colours the can.

Contact us for your local stockist.

Unit 10, Port of Larne Business Park, Redlands Road, Larne, Co. Antrim, BT40 1AX. Phone UK: 028 28 269 590 ROI: 01 686 9422

Makes roof tiles look like new again - simple, quick and cost effective.

WWW.RESTOROOFT.CO.UK